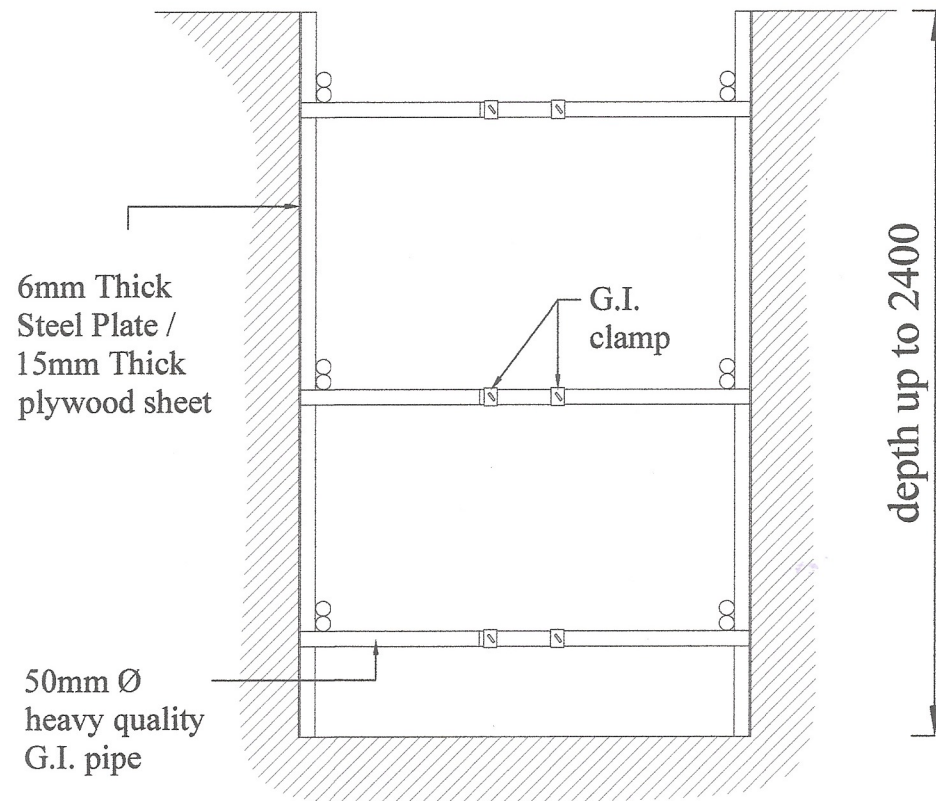
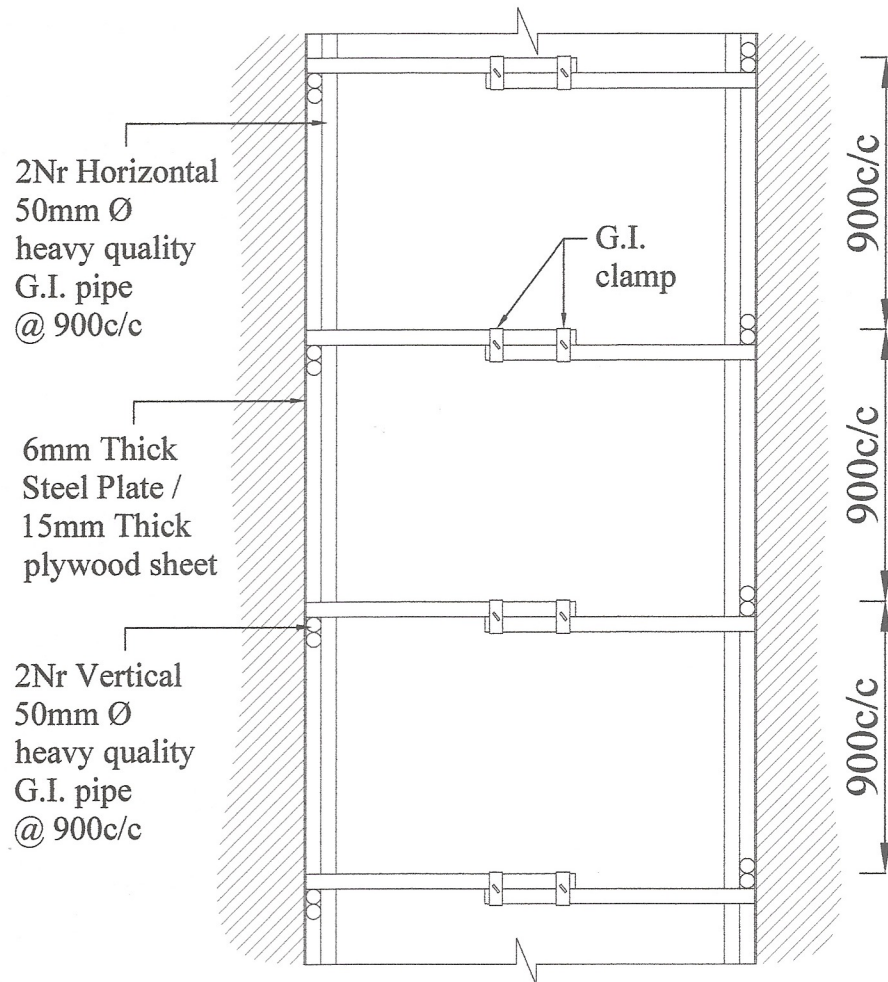


1200 or 1500  
(trench)




**SECTION**

1200 or 1500  
(trench)



**PLAN**



**ELEVATION**

No any alteration is allowed without due permission of DCS(Eng). Any unauthorized alteration is subjected to have disciplinary action. Re-production is not permitted.  
DCS(Eng)

**DETAILS OF STEEL SHORING UP TO 2.40M DEPTH**

All right reserved this work or any part of there of may not be reproduced without written permission of the Engineering Services Office of southern Provincial council.

Sheet No : 01	Checked By : <i>S. P. Weerasinghe</i>
Drawing No : SPES/Rate23/Ew-23	D.O.A. : <i>C. P. D. S. K.</i>
Scale : 1 - 25	Engineer Assistant : <i>H. K. S. Premathilake</i>
Date : 2023-08-28	Design Engineer : <i>N. M. S. M. M. S.</i>
Drawn By : <i>K. S. Nishani</i>	Director ( Engineer ) : <i>C. B. Abey</i>

**DETAILED DRAWING  
( RATE ANALYSIS )**

**ENGINEERING SERVICES OFFICE.**  
SOUTHERN PROVINCIAL COUNCIL, GALLE.

Tel: 09122-42716 / 09122-42765 / 09122-46161 / 09122-33125 / 09122-40282 / 090236745  
Fax: 09122-42716 / 09122-42765 / 09122-46161 / 09122-33125 E-mail: engserv@spc.gov.lk